







Great Glen Way

Hike along the Caledonian Canal and past Loch Ness

The "Great Glen," as the most significant trading route in the Scottish Highlands, has a wealth of stories to share. While the legend of Loch Ness may belong to the realm of fantasy, this region has witnessed countless disputes and battles among clans throughout history. Today, a tranquil serenity blankets the "Great Glen."

The Great Glen Way follows the course of the Caledonian Canal, guiding you to the shores of pristine lochs and charming towns with cozy pubs. This stunning scenery is framed by the lush green hills of the Scottish Highlands, creating a captivating contrast against the calm waters. The Great Glen Way showcases Scotland like a scene from a storybook.

This 117-kilometre-long trail commences in Fort William, near the Caledonian Canal, and journeys northward to Inverness, the capital of the Scottish Highlands. Along the way, you'll encounter some of Scotland's most breathtaking landscapes, including Loch Ness, the Caledonian Canal, and Glen Affric, renowned as one of Scotland's most picturesque glens.

Embark on this walking tour to delve into the rich history and culture of Northern Scotland. As you traverse the route, you'll encounter castles, burial mounds, and historic battlefields that provide a glimpse into Scotland's turbulent ancient past.

Details about walking holidays on Scotland's Great Glen Way

Wonderful moments of tranquillity, picturesque landscapes and fabulous hiking trails - an unforgettable active break awaits you on our hiking tour through the Scottish Highlands. In nine days and seven walking stages, you will experience the magic of Scotland on foot and at the same time the important trade route of the region, the Great Glen Way, a 117-kilometre long-distance hiking trail.

You start your walking tour in Fort William, at the southern end of the Great Glen and directly on Loch Linnhe. The route takes you to Gairloch, Spean Bridge, the village of Laggan, Fort Augustus, Invermoriston, Drumnachdrochit, Loch Laide and finally to Inverness, the final destination of your walking tour and the cultural centre of the Scottish Highlands.

The highlights of the Great Glen Way walking holiday at a glance:

- **Picture book landscapes:** On the fourth day of your walking tour, you will hike up the Great Glen Way too wonderful viewpoints of Loch Oich, a narrow loch located between Loch Ness and Loch Lochy.
- **Legendary walking routes:** The fifth day of your walking tour takes you to the fabled Loch Ness, the largest freshwater loch in the Great Glen and also one of the most fish-rich bodies of water in the whole of Britain. And who knows, maybe the famous lake monster Nessie will make an appearance?
- **Inverness Castle:** A visit to Inverness Castle is the perfect end to your nine-day walking tour of the Great Glen Way. The castle was built in 1836 from red sandstone and sits on a cliff above the River Ness.

Interesting facts about hiking along the Great Glen Way

Our walking tour on the Great Glen Way is classified as 'Medium'. The daily stages lead along well-surfaced footpaths and forest tracks and, with a little basic fitness, are a wonderful experience in the wonderful nature of Scotland. The longer daily stages can easily be shortened by public transport.

This tour has been graded as **Medium**. Find out more about our **walking holiday difficulty levels**.

Tour information



Medium



9 Days / 8 Nights



Self-Guided



Luggage transfers included











Total walking distance: approx.
170 km

To the online version



Itinerary

DAY 1	Arrival in Fort William	
<p>The small town of Fort William is picturesquely situated on the deep blue Loch Linnhe. Behind the roofs of the town, the peak of Ben Nevis rises majestically into the air. The diverse landscape makes Fort William a popular starting point for excursions into the nearby Highlands.</p>		
DAY 2	Fort William – Gairloch/Spean Bridge	approx. 20 - 23 km 5 to 5.5 hours
<p>Ben Nevis and the peaks of the surrounding Highlands provide wonderful scenery for the first few miles. The Great Glen Way takes you close to the water through the outskirts of Fort William and through small parks.</p> <p>After a few kilometres you reach the Caledonian Canal, which you will follow to Inverness. The walk is flat until you reach the locks at Gairloch. From here it is only a stone's throw to your accommodation in Spean Bridge.</p> <div><div> approx. 5 – 5.5 h</div><div> approx. 20 – 23 km</div><div> 180 m</div><div> 120 m</div></div>		
DAY 3	Spean Bridge – Laggan	approx. 20 - 23 km 6 to 6.5 hours
<p>The shores of Loch Lochy await you today. Keep your eyes open, because this loch also has its supernatural. "Lizzie" is less well known than "Nessie" the Loch Ness Monster. The wild shore of Loch Lochy inspires folklore tales. You walk the entire length of the loch and soon the first houses of Laggan village come into view.</p> <div><div> approx. 6 – 6.5 h</div><div> approx. 24 km</div><div> 220 m</div><div> 240 m</div></div>		

DAY
4

Laggan – Fort Augustus

approx. 20 km | 5.5 hours

A variation of the Great Glen Way takes you a little higher today and offers views over nearby Loch Oich. You will walk through tranquil woodland with a myriad of colourful thistles lining the path. At Aberchalder, the Great Glen Way rejoins the Caledonian Canal, which takes you through a beautiful floodplain to Fort Augustus.



approx. 5.5 h



approx. 20 km



230 m



250 m

DAY
5

Fort Augustus – Invermoriston

approx. 12 km | 3.5 hours

Today you will reach the legendary Loch Ness. This stage is a little shorter than the previous ones, giving you the opportunity to take it easy on today's hike. In the village of Invermoriston you will find a small waterfall and some cafés and restaurants.



approx. 3.5 h



approx. 12 km



200 m



150 m

DAY
6

Invermoriston – Drumnadrochit

approx. 22 - 24 km | 6.5 to 7 hours

Today's stage offers two variants. The "high" tour leads you over steep steps to wonderful viewpoints. The "low" variant on the shores of Loch Ness involves less altitude gain, but it too climbs after a few kilometres. After the two paths have come together again, the path leads through untouched woods and moors to Drumnadrochit.



approx. 6.5 to 7 h



approx. 22 – 24 km



565 – 615 m




565 – 625 m


DAY
7


Drumnadrochit – Loch Laide


approx. 12 km | 3.5 hours

The long final leg of the Great Glen Way is split into two shorter stages. In the morning a transfer takes you to Loch Laide. From here you will walk through tranquil woodland and heathland back to Drumnadrochit. In the village you have the option of visiting the Nessie Visitor Centre, one of the nearby waterfalls or the ruins of Urquhart Castle.

 approx. 3.5 h

 approx. 12 km

 375 m


 120 m


DAY
8


Loch Laide – Inverness


approx. 19 km | 4.5 hours

In the morning transfer back to Loch Laide. The last stage leads through idyllic woodland with occasional views of the city of Inverness. After a gentle descent to the banks of the River Ness, this channel leads you into the city. Your destination is Inverness Castle, which towers picturesquely over the city and marks the end point of the Great Glen Way.

 approx. 4.5 h

 approx. 19 km

 60 m

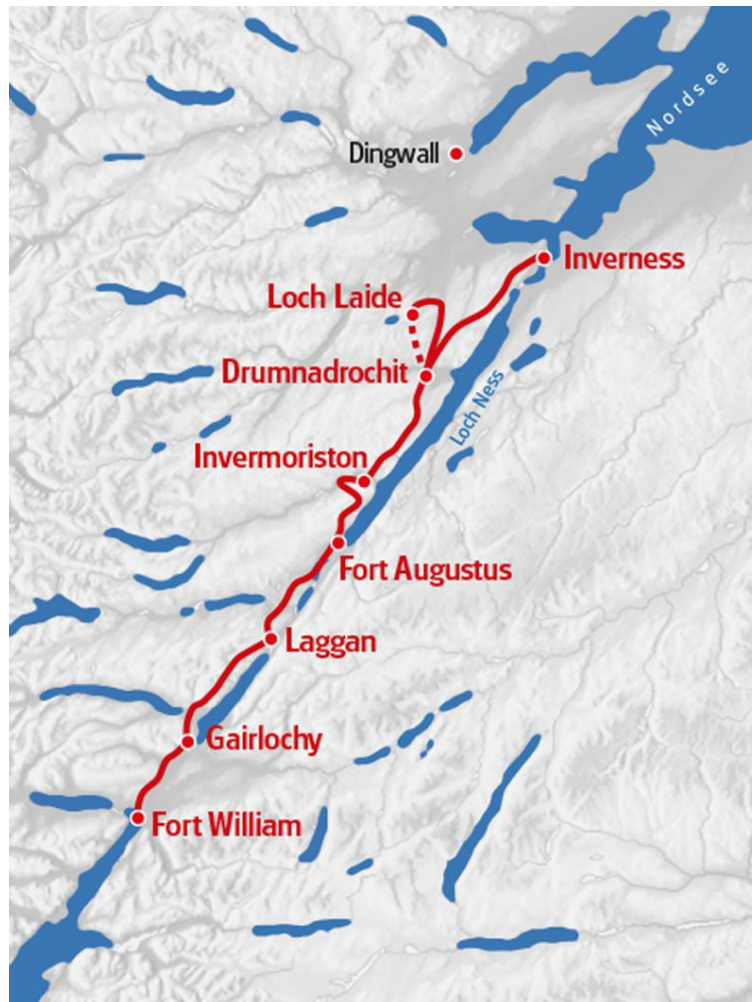
 335 m

DAY
9

Departure or extension

Route information

The terrain will not present you with any great challenges, but the Great Glen Way requires good physical fitness. There are occasional steep climbs, but the long stages are the most challenging part of this long distance walk. As with most long-distance trails, the Great Glen Way has occasional sections on tarmac roads. The entire route is perfectly signposted and easy to find.



Prices and dates

Price calculation and check availability: **Great Glen Way**

Place of arrival: **Fort William**

	Season 1 16.03.2024 - 29.03.2024 06.04.2024 - 26.04.2024 28.09.2024 - 13.10.2024 Daily	Season 2 30.03.2024 - 05.04.2024 27.04.2024 - 27.09.2024 Daily
Great Glen Way, UK-SOWFI-09X		
Base price	1,309.00	1,369.00
Single room surcharge	839.00	839.00

Hotel information: You will stay in 3* hotels and Bed & Breakfasts.

Additional nights

Place of arrival: **Fort William**

	Season 1 Mar 16, 2024 - Mar 29, 2024 Apr 6, 2024 - Apr 26, 2024 Sep 28, 2024 - Oct 13, 2024 Daily	Season 2 Mar 30, 2024 - Apr 5, 2024 Apr 27, 2024 - Sep 27, 2024 Daily
Fort William		
Extra night p.p / BB	85.00	85.00
Single room surcharge	79.00	79.00
Inverness		
Extra night p.p / BB	119.00	119.00

Season 1

Mar 16, 2024 - Mar 29, 2024
Apr 6, 2024 - Apr 26, 2024
Sep 28, 2024 - Oct 13, 2024
Daily

Season 2

Mar 30, 2024 - Apr 5, 2024
Apr 27, 2024 - Sep 27, 2024
Daily

Single room surcharge	89.00	89.00
-----------------------	-------	-------

Prices per person in GBP

Included services and travel information

Services

Included:

- Accommodation for 8 nights incl. breakfast
- Daily luggage transfers (1 piece of luggage per person)
- Transfers according to the program
- Well-worked-out route guidance
- Extensive travel documents (1 x per room)
- GPS-data available
- Service hotline

Note:

- Tourist tax, if due, is not included in the price!

Information

Arrival/Departure:

- Arrive by flight to Edinburgh or Glasgow. Take the train or bus to Fort William, a journey of (Edinburgh) 4.5 hours respectively (Glasgow) 6.5 hours. Alternatively, arrive by flight to Inverness (daily with KLM via Amsterdam) and then travel by bus to Fort William in about 2 hours. Timetable and reservations for bus and train are recommended. www.citylink.co.uk / www.nationalrail.com
- Travel back from Inverness by train or bus in about 3.5 hours to Glasgow or Edinburgh. For a return journey from Airport Inverness by bus to the Airport in about 25 minutes.

Other important information:

- The distance travelled is approximate and may differ from the actual distance.
- Travel cancellation insurance, including travel interruption insurance is recommended.